




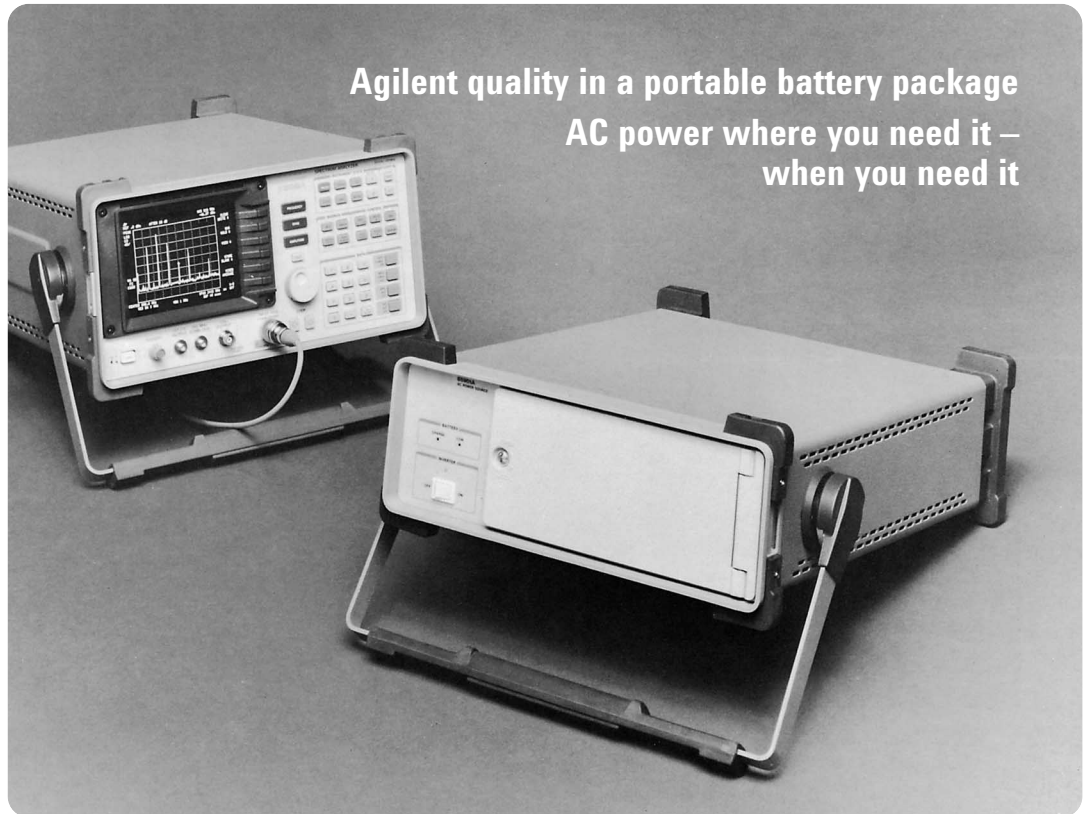
METAF

Electronic Solutions – since 1993



Agilent 85901A AC Power Source

Technical Overview



Agilent Technologies

Portable Power that Meets Your Needs

- 200 Watts continuous output
- 115 Vrms or 230 Vrms output
- Internal battery or external 12 Vdc source
- Built-in charger
- Up to 2 hour operation of 8590A spectrum analyzer
- Easy to carry



Remote power where you need it

Take the guesswork out of field measurements! The 85901A portable AC power source works with your test equipment to provide the power you need, where you need it. The power source is small, with a briefcase handle that makes it easy to carry and it fits into tight spots, even under an airline seat. You can use the built-in battery of the power source or connect it to an external 12 Vdc source for even longer operation.

Easy to use

Just plug your test equipment into the 85901A AC power source and turn the instrument on. You'll get more than an hour of operation at 100 Watts continuous load.

When the battery charge gets low, the power source automatically shuts off. This prevents any deep discharge degradation. You can recharge the battery in six hours or less from the point of full discharge.



Built-in protection


The 85901A AC power source protects itself and your test equipment. It has over-voltage, short-circuit, and over-load protection on the inverter output. The power source also has over-voltage protection on the inverter input and over-charge and over-discharge protection for the internal battery.

Designed for reliability

No compromises were made in designing the 85901A portable AC power source. Its gel-cell battery, control circuitry, and charger all fit into a briefcase-sized package similar to the 8590A portable spectrum analyzer. The internal battery of the power source, in its own rugged box, is accessible through a front-panel door and can be replaced by removing just two screws.

High quality goes anywhere

So now you can make measurements anywhere. An 85901A will provide power for your portable 8590A/8592A/8562A spectrum analyzers; for your oscilloscopes, voltmeters, and data acquisition test sets; or for whatever needs power. Make your tests where they are needed – when they are needed!



SPECIFICATIONS

The following specifications apply to the 85901A AC power source. Specifications describe the instrument's warranted performance over the 0 °C - 55 °C temperature range, except where noted. All specifications apply after the instrument's temperature has stabilized (typically 30 min. from turn-on). For complete specifications and characteristics refer to the *Operation and Service Manual* (85901-90001).

Input

Inverter	
Voltage	10.8 to 14.5 Vdc
Charger¹	
Voltage	90 to 250 Vac auto selected
Frequency	47 to 66 Hz
Power consumption	122 VA maximum

Output

Inverter	
Voltage	135 or 270 peak \pm 5% rectangular waveform with 25% dead zone (115 or 230 Vrms \pm 5%)
Frequency	60 Hz \pm 0.1%, crystal REF
Maximum power	200 watts continuous

1. Turning the charger on automatically turns the inverter off.

SPECIFICATIONS (continued)

Battery shelf life (typical)

Storage temperature	Recharge interval
< 20 °C	18 months
20 ° to 30 °C	12 months
30 ° to 40 °C	6 months

General

Environmental temperature²

Operating	0° to 55° C
Storage ¹	
with battery	-20° to 40° C
w/o battery	-40° to 70° C

EMI

Conducted	VDE0871 level B
Radiated	VDE 0871 level B

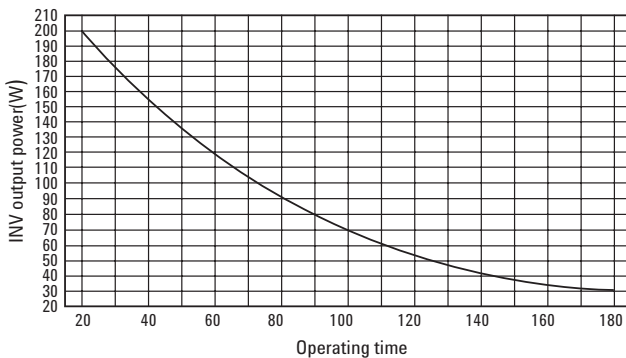
Battery^{2,3}

Type	Sealed lead acid
Voltage	12 Vdc (nominal)
Capacity	17 AMP-Hour (nominal)

Mechanical (nominal)

Dimensions	337(w) x 125(h) x 461(d) mm
Weight (with battery)	14.2 kg (31.3 lbs)
Weight (w/o battery)	8.0 kg (17.7 lbs)
Shipping weight	16.3 kg (36.0 lbs)

Typical operation times versus load – 85901A



Parts Information

85901A AC power source

(Includes 17 Amp-hour battery and one power cord adapter for use with Agilent Instruments, the 8120-5220 interconnect)

Power cord adapter

(The power cord adapter is used for connecting Agilent instruments to one of two female CEE22-V output connectors on the 85901A AC power source.)
8120-5220 extra interconnect

General Purpose Power Cord Adapters

(These allow country specific line cords to be plugged into the 85901A AC power source.)

8120-5210 European

8120-5211 U.S.A.

8120-5212 United Kingdom

1. Shelf life of battery decreases with either extended operation or storage at higher than 40 °C.
2. Battery cyclic life (charge-discharge) is nominally rated at more than 200 cycles.
3. Battery is a Matsushita Electric LCR12V17P lead acid gel-cell. Battery is also available from Agilent Technologies as part number 1420-0373.

Agilent Technologies' Test and Measurement Support, Services, and Assistance

Agilent Technologies aims to maximize the value you receive, while minimizing your risk and problems. We strive to ensure that you get the test and measurement capabilities you paid for and obtain the support you need. Our extensive support resources and services can help you choose the right Agilent products for your applications and apply them successfully. Every instrument and system we sell has a global warranty. Support is available for at least five years beyond the production life of the product. Two concepts underlie Agilent's overall support policy: "Our Promise" and "Your Advantage."

Our Promise

Our Promise means your Agilent test and measurement equipment will meet its advertised performance and functionality. When you are choosing new equipment, we will help you with product information, including realistic performance specifications and practical recommendations from experienced test engineers. When you receive your new Agilent equipment, we can help verify that it works properly and help with initial product operation.

Your Advantage

Your Advantage means that Agilent offers a wide range of additional expert test and measurement services, which you can purchase according to your unique technical and business needs. Solve problems efficiently and gain a competitive edge by contracting with us for calibration, extra-cost upgrades, out-of-warranty repairs, and onsite education and training, as well as design, system integration, project management, and other professional engineering services. Experienced Agilent engineers and technicians worldwide can help you maximize your productivity, optimize the return on investment of your Agilent instruments and systems, and obtain dependable measurement accuracy for the life of those products.



Agilent Email Updates

www.agilent.com/find/emailupdates

Get the latest information on the products and applications you select.

Agilent T&M Software and Connectivity

Agilent's Test and Measurement software and connectivity products, solutions and developer network allows you to take time out of connecting your instruments to your computer with tools based on PC standards, so you can focus on your tasks, not on your connections. Visit www.agilent.com/find/connectivity for more information.

For more information on Agilent Technologies' products, applications or services, please contact your local Agilent office. The complete list is available at:

www.agilent.com/find/contactus

Phone or Fax

United States:

(tel) 800 829 4444
(fax) 800 829 4433

Canada:

(tel) 877 894 4414
(fax) 800 746 4866

China:

(tel) 800 810 0189
(fax) 800 820 2816

Europe:

(tel) 31 20 547 2111

Japan:

(tel) (81) 426 56 7832
(fax) (81) 426 56 7840

Korea:

(tel) (080) 769 0800
(fax) (080)769 0900

Latin America:

(tel) (305) 269 7500

Taiwan:

(tel) 0800 047 866
(fax) 0800 286 331

Other Asia Pacific Countries:

(tel) (65) 6375 8100
(fax) (65) 6755 0042

Email: tm_ap@agilent.com

Contacts revised: 9/17/04

Product specifications and descriptions in this document subject to change without notice.

© Agilent Technologies, Inc. 2004

Printed in USA, October 21, 2004

5989-1741EN



Agilent Technologies